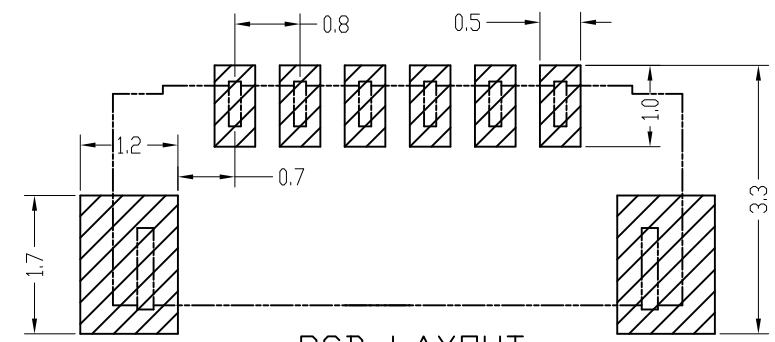
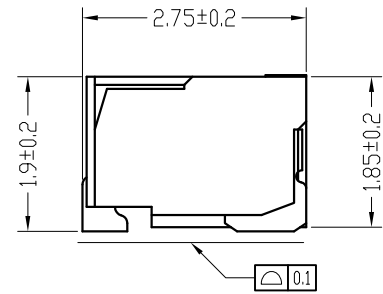
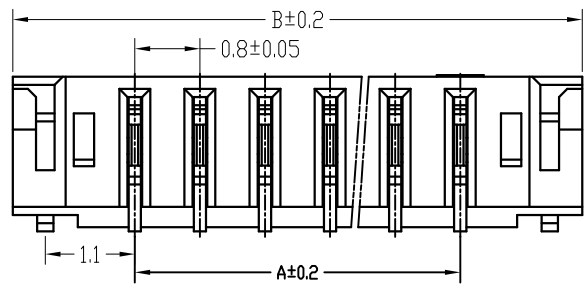
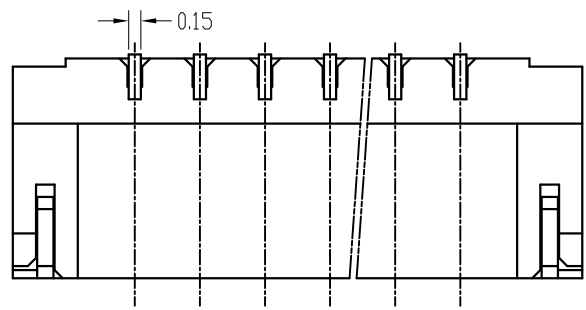


REV	ECN No.	DESCRIPTION	DESIGN	DATE
AO			吴丹平	2017.06.30



PCB LAYOUT

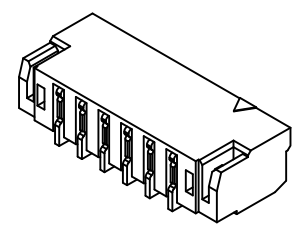
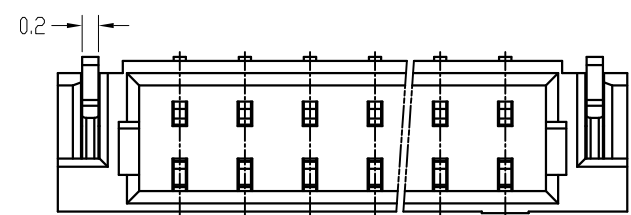
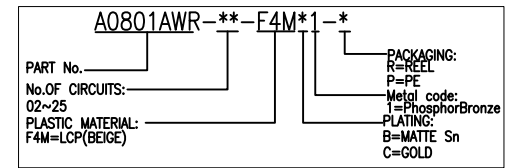


*15	11.2	14.2			
14	10.4	13.4			
*13	9.6	12.6			
12	8.8	11.8			
*11	8.0	11.0	*25	19.2	22.2
10	7.2	10.2	*24	18.4	21.4
9	6.4	9.4	*23	17.6	20.6
8	5.6	8.6	*22	16.8	19.8
7	4.8	7.8	*21	16.0	19.0
6	4.0	7.0	20	15.2	18.2
5	3.2	6.2	*19	14.4	17.4
4	2.4	5.4	*18	13.6	16.6
3	1.6	4.6	*17	12.8	15.8
2	0.8	3.8	*16	12.0	15.0
孔位	DIM A	DIM B	孔位	DIM A	DIM B

主要技术参数 Main Specifications

- 线 数 (Poles): 02 to 25
- 接触电阻 (Contact resistance):  $\leq 20m\Omega$
- 绝缘电阻 (Insulation resistance):  $\geq 100M\Omega$
- 额定电压 (Rated voltage): 30V AC DC
- 额定电流 (Rated current): 0.5A AC DC
- 耐 电压 (Withstand Voltage): 200V AC/minute
- 温度范围 (Temperature Range):  $-25^{\circ}C \sim +85^{\circ}C$

ORDER INFORMATION:



C	Soldet TAB	2 PCS	PhosphorBronze	Matte Sn-plated/GOLD
B	CONTACT	n PCS	PhosphorBronze	Matte Sn-plated/GOLD
A	HOUSING	1 PCS	LCP	UL 94V-0, COLOR:BEIGE
ITEM	COMPONENT	Q'TY	MATERIAL	FINISH

**JKUN 温州健坤接插件有限公司**  
WENZHOU JKUN CONNECTOR CO., LTD.

TITLE: A0801AWR-\*\*-F4M\*1-\*  
0.8mmPITCH 90°WAFER SMT TYPE

X.±0.5	X.±5'	USE: CUSTOMER	PART NO.: A0801AWR-**-F4M*1-*	
.X±0.3	.X±2'			APPD: 邵敬和
.XX±0.25	.XX±1'			CHKD: 田 峰
---	---	DR: 吴丹平	DWG NO.: JKUN-GCCP-0705	
UNITS: mm		SCALE 1 : 1	SHEET 1 / 1	