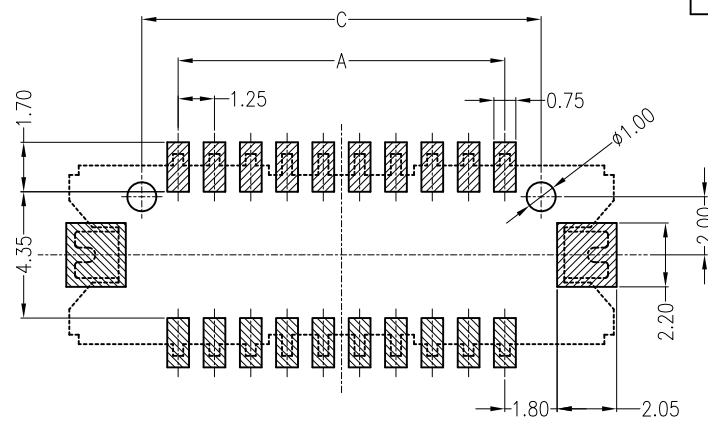
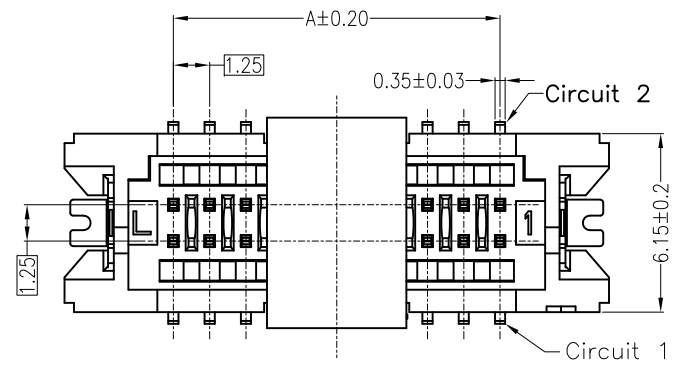


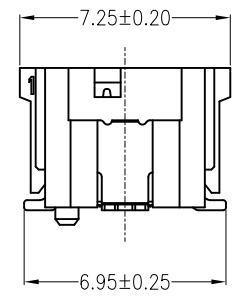
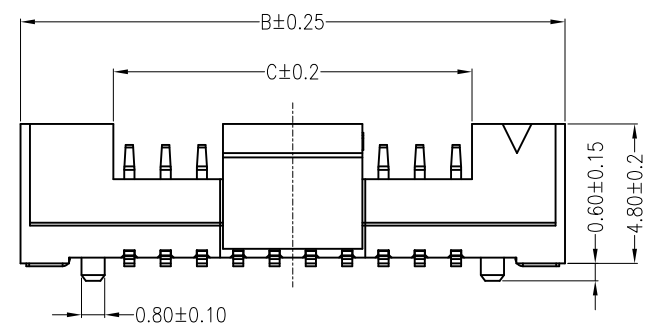
REV	DESCRIPTION	DESIGN	DATE
A0	NEW RELEASE	Lingqing	2020/07/22



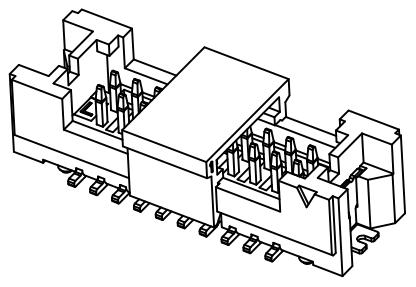
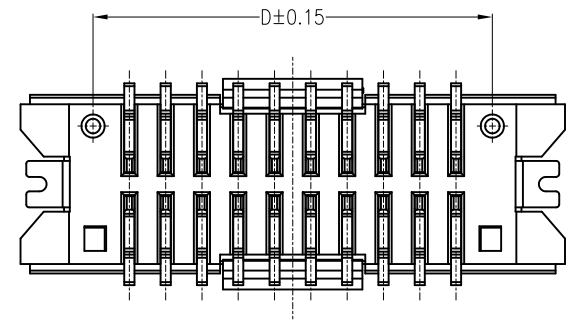
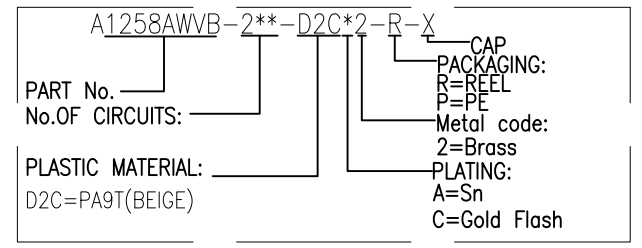
Specifications:
 Poles: 10 to 50
 Contact resistance: $\leq 30m\Omega$
 Insulation resistance: $\geq 500M\Omega$
 Rated voltage: 150V AC DC
 Rated current: 1.0A AC DC
 Withstand Voltage: 500V AC/minute
 Temperature Range: $-25^{\circ}C \sim +85^{\circ}C$
 Housing: PA9T UL94V-0, Natural (Beige)
 CAP: PA9T UL94V-0, Natural (Beige)
 Contacts: Brass/Sn-plated or Gold-flash
 Solder Tabs: Brass/Sn-plated or Gold-flash

SUGGESTED PCB LAYOUT

Circuits	Dimensions (mm)			
	A	B	C	D
2x05P	5.00	12.50	6.10	7.50
2x10P	11.25	18.75	12.35	13.75
2x15P	17.50	25.00	18.60	20.00
2x20P	23.75	31.25	24.85	26.25
2x25P	30.00	37.50	31.10	32.50



ORDER INFORMATION:



JKUN 温州健坤接插件有限公司 WENZHOU JKUN CONNECTOR CO.,LTD.		TITLE: 1.25 Pitch Wafer 180° SMT	
GENERAL TOLERANCE		USE: CUSTOMER	PART NO.:
X. ± 0.50	X. $\pm 5^{\circ}$	APPD: WangFeng	A1258AWVB-2**-D2C*2-R-X
X.X ± 0.30	X.X $\pm 2^{\circ}$	CHKD: Shaojinghe	DWG NO.:
X.XX ± 0.20	X.XX $\pm 1^{\circ}$	DR: Zenglingqing	JKUN-GCKH-0860
UNITS: mm		SCALE 1 : 1	SHEET 1 / 1