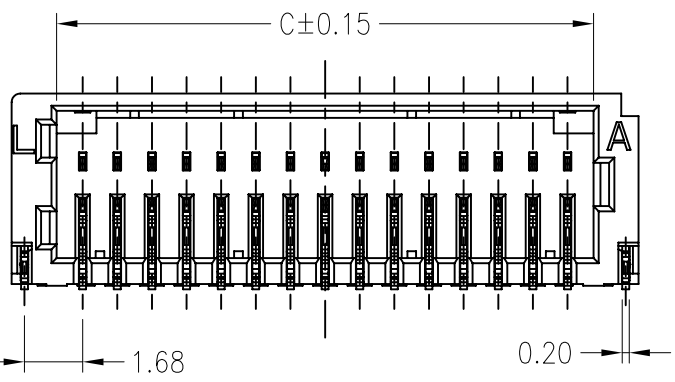
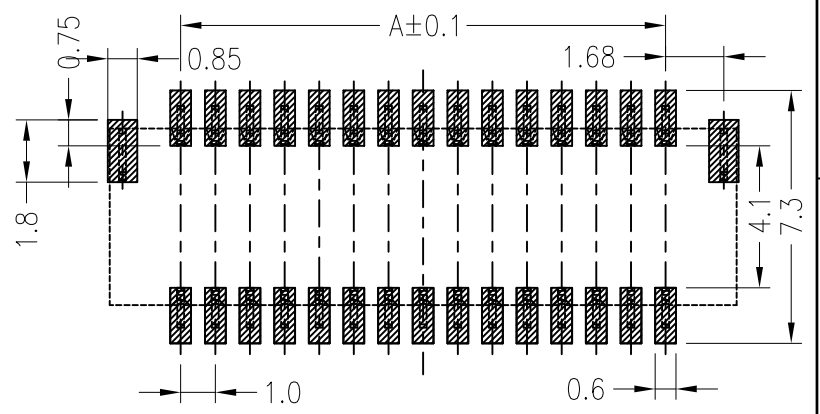
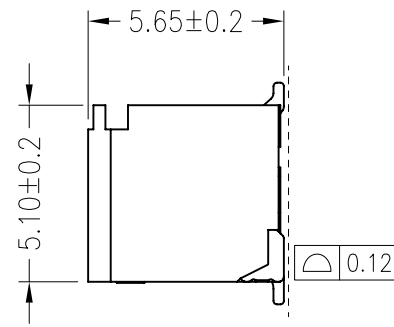
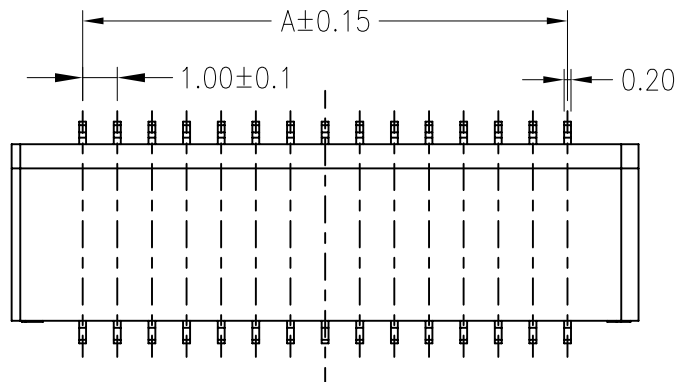


REV	DESCRIPTION	DESIGN	DATE
A0	NEW RELEASE	Lingqing	2019/07/08
A1	The number of the increase	Jianyin	2020/06/04

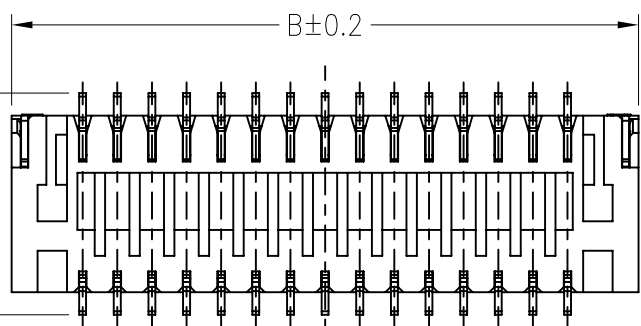
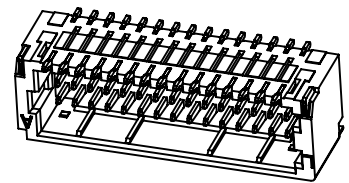
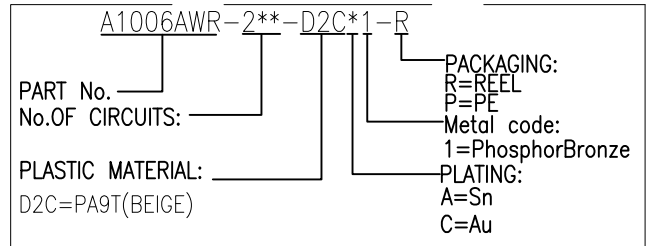


芯数	排列	A	B	C
10	2×5	4.0	8.1	5.5
12	2×6	5.0	9.1	6.5
14	2×7	6.0	10.1	7.5
16	2×8	7.0	11.1	8.5
18	2×9	8.0	12.1	9.5
20	2×10	9.0	13.1	10.5
30	2×15	14.0	18.1	15.5
40	2×20	19.0	23.1	20.5
50	2×25	24.0	28.1	25.5

Specifications:

- Poles: 10 to 50
- Contact resistance: ≤20mΩ
- Insulation resistance: ≥100MΩ
- Rated voltage: 50V AC DC
- Rated current: 1.0A AC DC (AWG#28)
- Withstand Voltage: 500V AC/minute
- Temperature Range: -25°C ~ +85°C
- Housing: PA9T UL94V-0, Natural (Beige)
- Contacts: Phosphor Bronze Au/Sn-plated
- Solder Tabs: Brass Sn-plated

ORDER INFORMATION:



JKUN 温州健坤接插件有限公司 WENZHOU JKUN CONNECTOR CO.,LTD.				TITLE: 1.0 Pitch Wafer 90° SMT	
GENERAL TOLERANCE		USE:	PART NO.:		
X. ±0.50	X. ±5°	CUSTOMER	A1006AWR-2**-D2C*1-R		
X.X ±0.30	X.X ±2°	APPD: Liuzhenling	DWG NO.:		
X.XX ±0.20	X.XX ±1°	CHKD: Wangliang	JKUN-GCKH-0825		
UNITS: mm		DR: Zenglingqing	SCALE 1 : 1	SHEET 1 / 1	

A

B

C

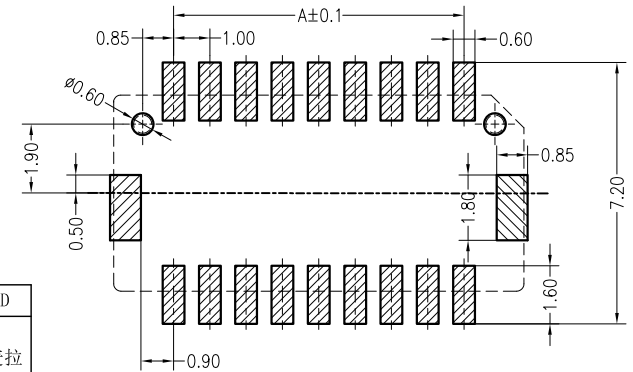
D

E

F

REV	ECN No.	DESCRIPTION	DESIGN	DATE
A0		Release	-	2018.12.18
B1		The number of the increase	Jianyin	2020/06/04

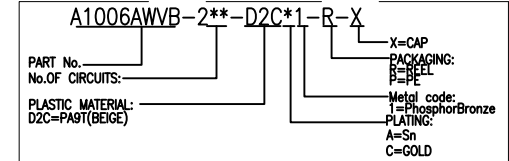
PCB LAYOUT



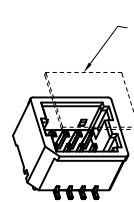
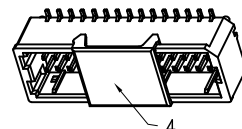
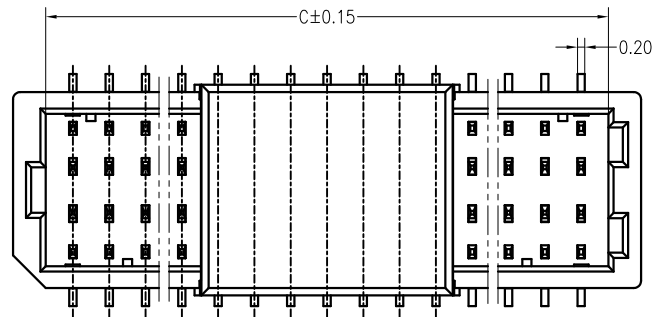
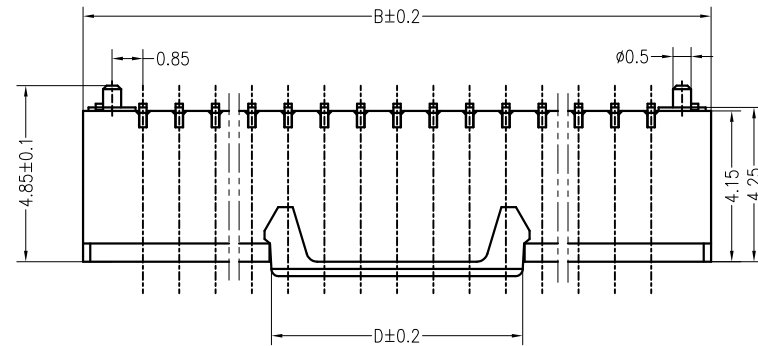
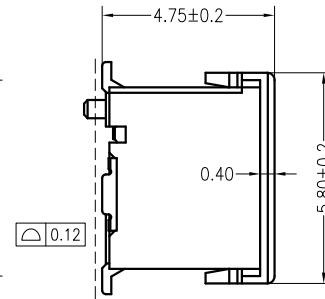
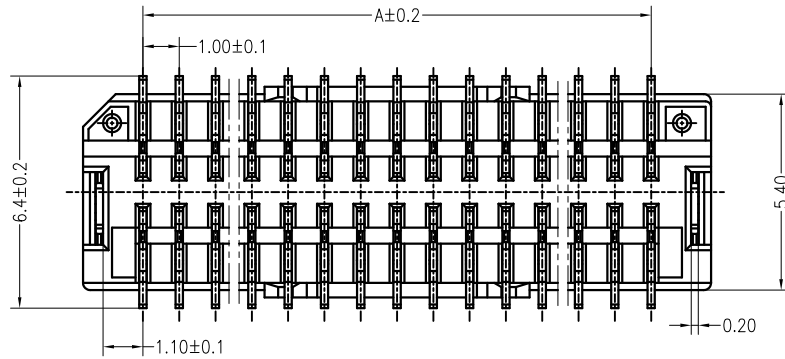
主要技术参数 Main Specifications

线数 (Poles): 10 to 50
 接触电阻 (Contact resistance): $\leq 20m\Omega$
 绝缘电阻 (Insulation resistance): $\geq 100M\Omega$
 额定电压 (Rated voltage): 50V AC DC
 额定电流 (Rated current): 1.0A AC DC (AWG28#线)
 耐电压 (Withstand Voltage): 500V AC/minute
 温度范围 (Temperature Range): $-25^{\circ}C \sim +85^{\circ}C$

ORDER INFORMATION:



芯数	排列	A	B	C	D
4	2×2	1.0	4.3	2.5	麦拉
6	2×3	2.0	5.3	3.5	
8	2×4	3.0	6.3	4.5	
10	2×5	4.0	7.3	5.5	4.0
12	2×6	5.0	8.3	6.5	
14	2×7	6.0	9.3	7.5	7.0
16	2×8	7.0	10.3	8.5	
18	2×9	8.0	11.3	9.5	
20	2×10	9.0	12.3	10.5	
22	2×11	10.0	13.3	11.5	
24	2×12	11.0	14.3	12.5	
28	2×14	13.0	16.3	14.5	
30	2×15	14.0	17.3	15.5	
32	2×16	15.0	18.3	16.5	
36	2×18	17.0	20.3	18.5	
40	2×20	19.0	22.3	20.5	
50	2×25	24.0	27.3	25.5	



ITEM	COMPONENT	Q'TY	MATERIAL	FINISH
5	MYLAR	1 PCS		
4	CAP	1 PCS	PA9T	UL 94V-0, COLOR:BEIGE
3	SOLDER TAB	2 PCS	Barss	Sn plated
2	CONTACT	10~50 PCS	PhosphorBronze	Gold/Sn plated
1	HOUSING	1 PCS	PA9T	UL 94V-0, COLOR:BEIGE

JKUN 温州健坤接插件有限公司
WENZHOU JKUN CONNECTOR CO., LTD.

TITLE: -
 1.0mmPITCH 180°WAFER SMT TYPE

X±0.5	X±5'	USE:	PART NO.:
.X±0.3	.X±2'	CUSTOMER	A1006AWVB-2**-D2C*1-R-X
.XX±0.25	.XX±1'	APPD: 邵敬和	DWG NO.:
--	--	CHKD: 田峰	JKUN-GCCP-0805
⊕	△	DR: 蒋建银	SCALE
		UNITS: mm	1 : 1
			SHEET
			1 / 1

A

B

C

D

E

F

A

B

C

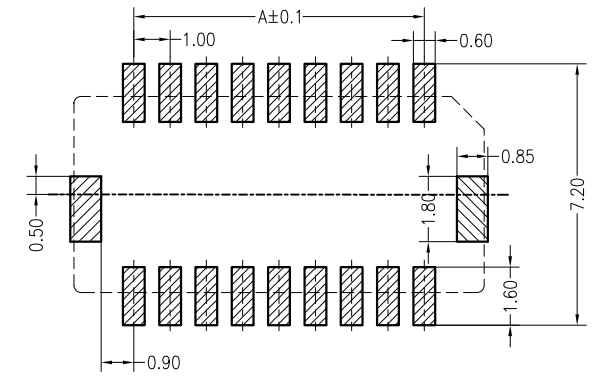
D

E

F

REV	ECN No.	DESCRIPTION	DESIGN	DATE
A0		Release	-	2018.12.18
B1		The number of the increase	Jianyin	2020/06/04

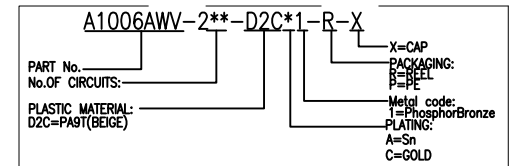
PCB LAYOUT



主要技术参数 Main Specifications

线数 (Poles): 4 to 50
 接触电阻 (Contact resistance): $\leq 20m\Omega$
 绝缘电阻 (Insulation resistance): $\geq 100M\Omega$
 额定电压 (Rated voltage): 50V AC DC
 额定电流 (Rated current): 1.0A AC DC (AWG28#线)
 耐电压 (Withstand Voltage): 500V AC/minute
 温度范围 (Temperature Range): $-25^{\circ}C \sim +85^{\circ}C$

ORDER INFORMATION:

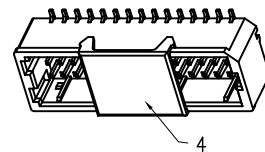
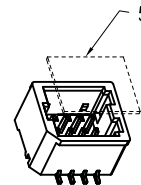
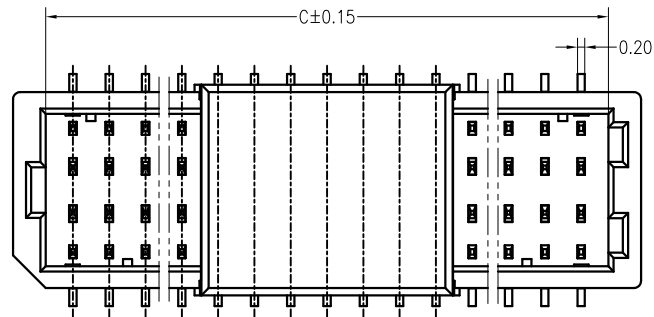
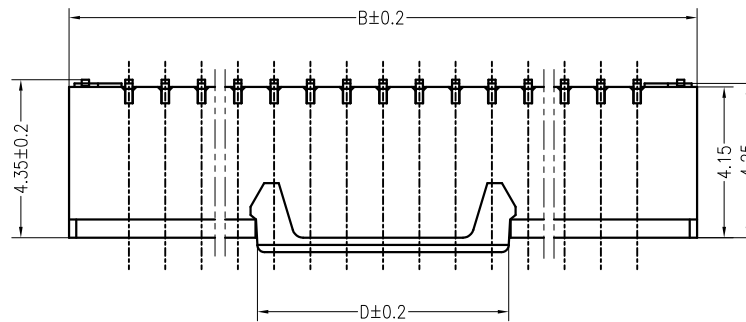
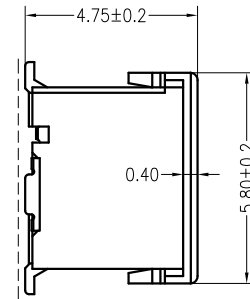
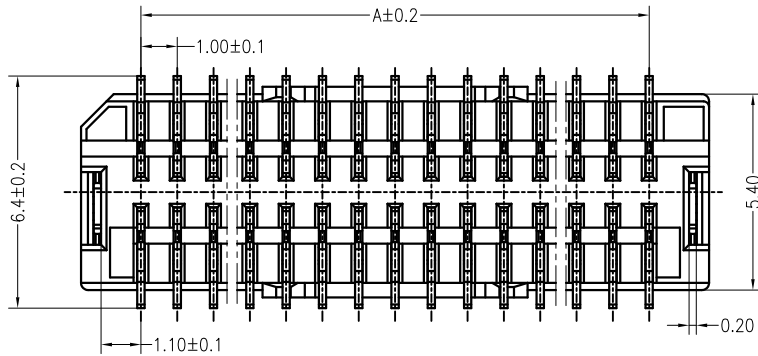


芯数	排列	A	B	C	D	麦拉
4	2×2	1.0	4.3	2.5		
6	2×3	2.0	5.3	3.5		
8	2×4	3.0	6.3	4.5		
10	2×5	4.0	7.3	5.5		
12	2×6	5.0	8.3	6.5		
14	2×7	6.0	9.3	7.5		
16	2×8	7.0	10.3	8.5		
18	2×9	8.0	11.3	9.5		
20	2×10	9.0	12.3	10.5		
22	2×11	10.0	13.3	11.5		
24	2×12	11.0	14.3	12.5		
28	2×14	13.0	16.3	14.5		
30	2×15	14.0	17.3	15.5		
32	2×16	15.0	18.3	16.5		
36	2×18	17.0	20.3	18.5		
40	2×20	19.0	22.3	20.5		
50	2×25	24.0	27.3	25.5		

B1

B2

0.12



5	MYLAR	1 PCS		
4	CAP	1 PCS	PA9T	UL 94V-0, COLOR:BEIGE
3	SOLDER TAB	2 PCS	Barss	Sn plated
2	CONTACT	4~50 PCS	PhosphorBronze	Gold/Sn plated
1	HOUSING	1 PCS	PA9T	UL 94V-0, COLOR:BEIGE
ITEM	COMPONENT	Q'TY	MATERIAL	FINISH

JKUN 温州健坤接插件有限公司
WENZHOU JKUN CONNECTOR CO., LTD.

TITLE: -
 1.0mmPITCH 180°WAFER SMT TYPE

X.±0.5	X.±5'	USE:	CUSTOMER	PART NO.:	A1006AWV-2**-D2C*1-R-X
.X±0.3	.X±2'	APPD:	邵敬和	DWG NO.:	JKUN-GCCP-0804
.XX±0.25	.XX±1'	CHKD:	田峰	SCALE	1 : 1
--	--	DR:	蒋建银	SHEET	1 / 1
UNITS: mm					

1

2

3

4

5

A

B

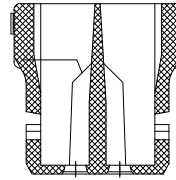
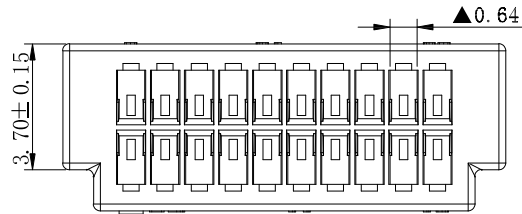
C

D

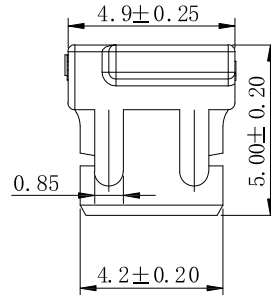
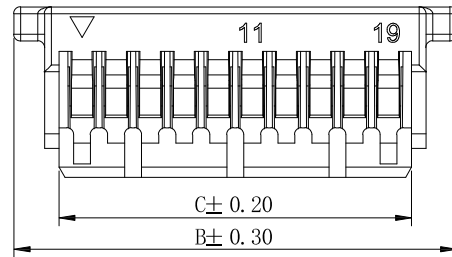
E

F

REV	DESCRIPTION	DESIGN	DATE
A0	Release	蒋建银	2016.05.25



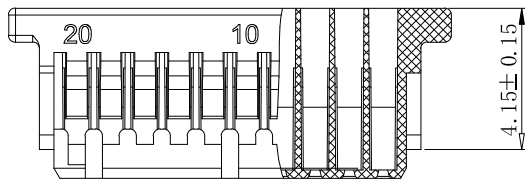
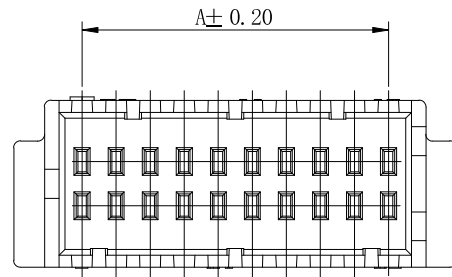
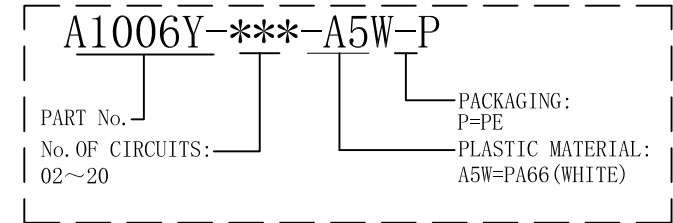
SEC:A-A



主要技术参数 Main Specifications

线 数 (Poles): 02 to 25
 接触电阻 (Contact resistance): $\leq 20m\Omega$
 绝缘电阻 (Insulation resistance): $\geq 100M\Omega$
 额定电压 (Rated voltage): 50V AC DC
 额定电流 (Rated current): 1.0A AC DC
 耐 电 压 (Withstand Voltage): 500V AC/minute
 温度范围 (Temperature Range): $-25^{\circ}C \sim +85^{\circ}C$

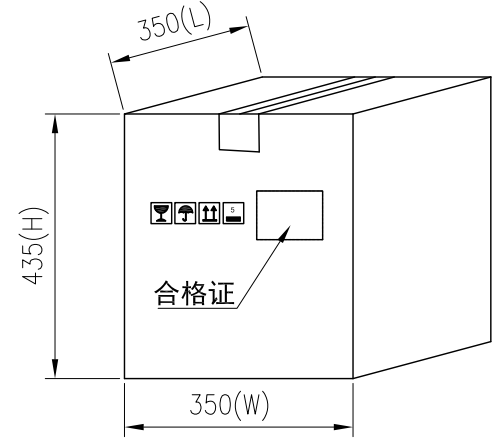
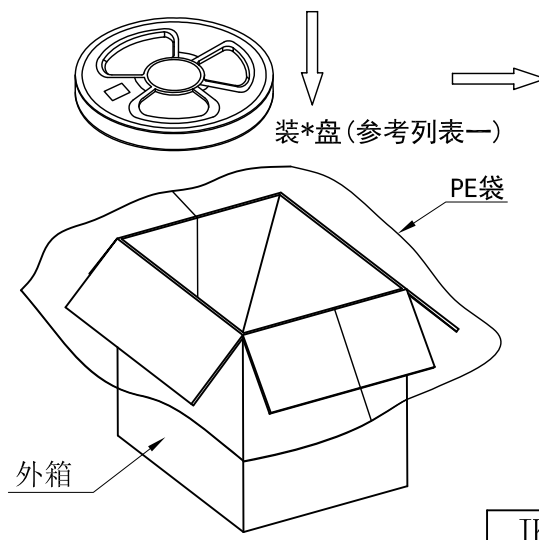
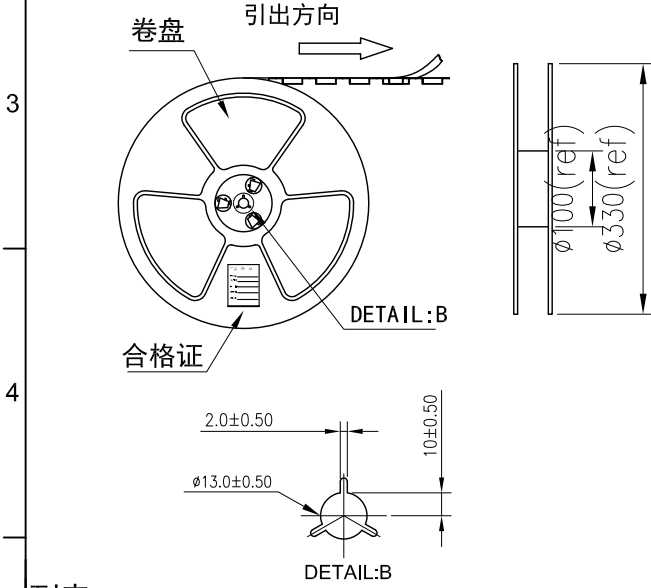
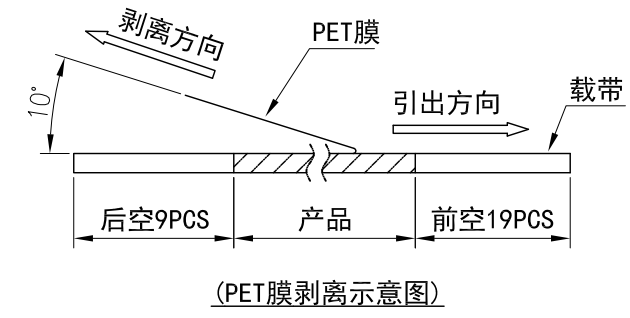
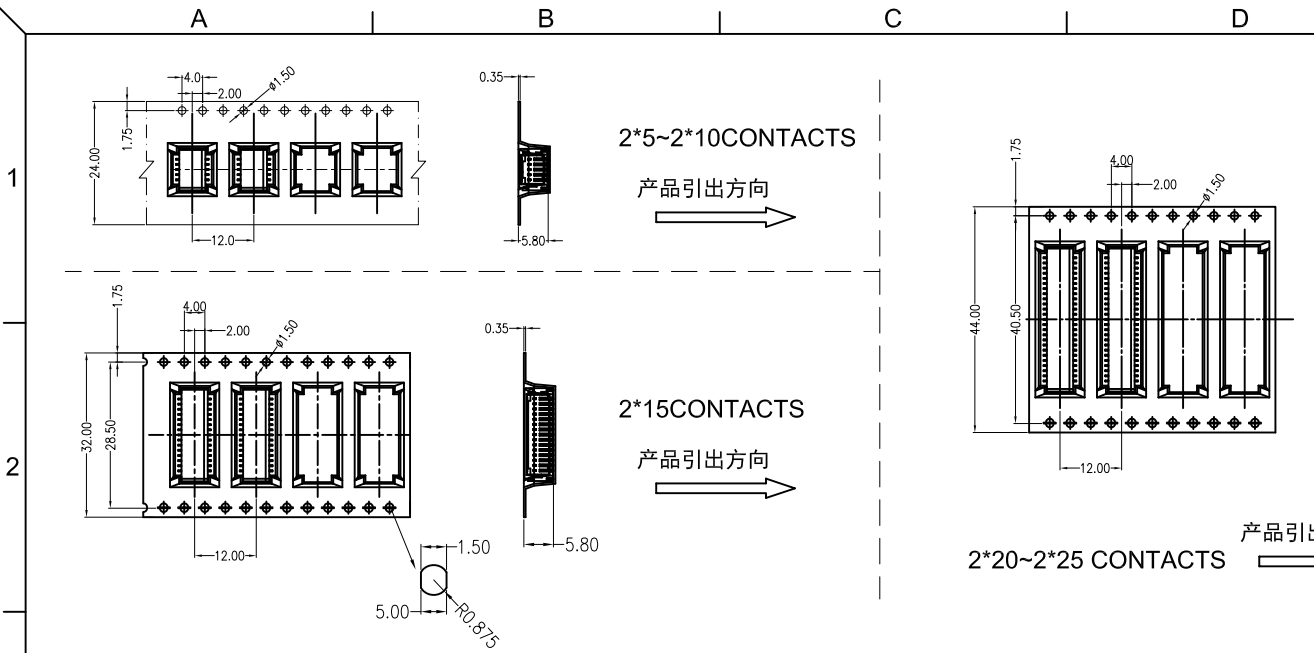
ORDER INFORMATION:



Circuit No.	Dimensions		
	A	B	C
2X04P	3.00	7.00	4.35
2X05P	4.00	8.00	5.35
2X06P	5.00	9.00	6.35
2X07P	6.00	10.00	7.35
2X08P	7.00	11.00	8.35
2X09P	8.00	12.00	9.35
2X10P	9.00	13.00	10.35
2X15P	14.00	18.00	15.35
2X20P	19.00	23.00	20.35
2X25P	24.00	28.00	25.35

C				
B				
A	PEDESTAL		1 PCS	PA66
ITEM	COMPONENT		Q'TY	MATERIAL
				COLOR:WHITE, UL94-V0
FINISH				
JKUN 温州健坤接插件有限公司 WENZHOU JKUN CONNECTOR CO., LTD.				TITLE: - 1.0mmPITCH HOUSING
X±0.5	X±5'	USE:	CUSTOMER	
.X±0.3	.X±2'	APPD:	王亮	
.XX±0.25	.XX±1'	CHKD:	刘振岭	
--	--	DR:	蒋建银	
UNITS: mm		SCALE	SHEET	
		1 : 1	1 / 1	

REV	ECN No.	DESCRIPTION	DESIGN	DATE
A		Release	蒋建银	2019.11.18



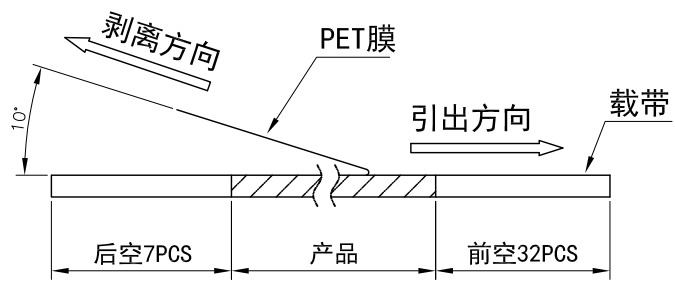
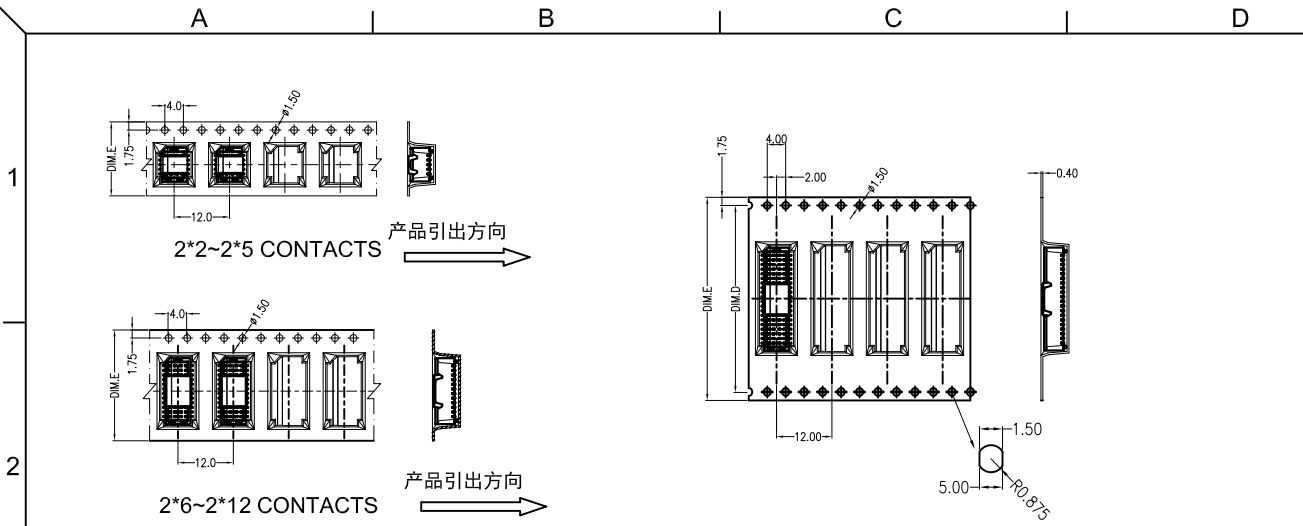
列表一

Circuits	DIM. D	DIM. E	Q'ty/Reel	Packing (Reel/Caton)
2*5~2*11PIN	-	24	900PCS	15/Reel
2*15PIN	28.5	32	900PCS	11/Reel
2*20~2*25PIN	40.5	44	900PCS	8/Reel

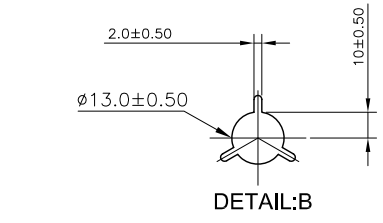
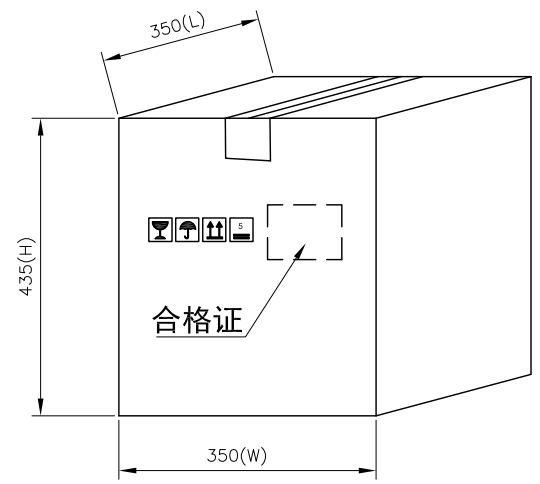
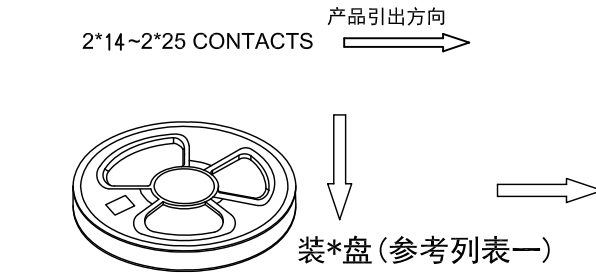
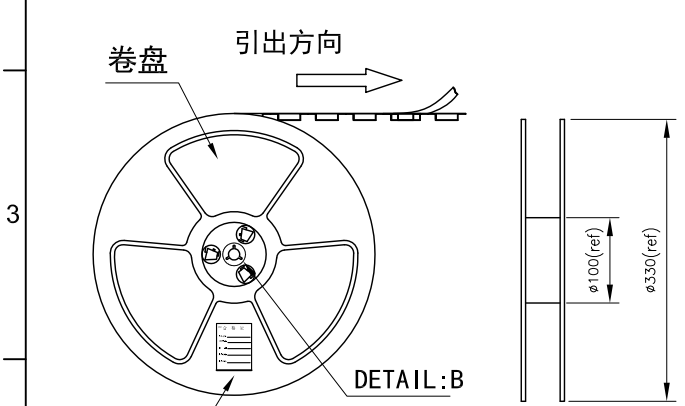
- 包装说明:
- 把成品包入卷盘中, 每盘装900PCS, 卷盘上贴上合格证, 将装好产品的卷盘放进外箱中, 外箱内先套一个大PE袋, 外箱上贴贴上合格证.
 - 所有材料有害物控制需符合RoHS标准.

JKUN 温州健坤接插件有限公司 WENZHOU JKUN CONNECTOR CO., LTD.			TITLE:	
X.± 0.5	X.±'	USE: MANUFACTURE	PART NO.:	
.X± 0.3	.X±'		A1006AWR卷装规范	
.XX±0.25	.XX±'	APPD: 王亮	DWG NO.:	
--	--	CHKD: 曾令青	JKUN/GCBZ-0825	
⊕	◁	UNITS: mm	DR: 蒋建银	SCALE 1 : 1
			SHEET 1 / 1	

REV	ECN No.	DESCRIPTION	DESIGN	DATE
A		Release	蒋建银	2019.05.22



(PET膜剥离示意图)



列表一

Circuits	DIM. D	DIM. E	Q'ty/Reel	Packing (Reel/Caton)
2*2~2*5PIN	-	16	1000PCS	20/Reel
2*6~2*12PIN	-	24	1000PCS	15/Reel
2*14~2*18PIN	-	32	1000PCS	11/Reel
2*20~2*25PIN	40.5	44	1000PCS	8/Reel

包装说明:

- 把成品包入卷盘中, 每盘装1000PCS, 卷盘上贴上合格证, 将装好产品的卷盘放进外箱中, 外箱内先套一个大PE袋, 外箱上贴贴上合格证.
- 所有材料有害物控制需符合RoHS标准.

JKUN 温州健坤接插件有限公司 WENZHOU JKUN CONNECTOR CO., LTD.			TITLE:	
X.± 0.5	X.±'	USE: MANUFACTURE	PART NO.:	
.X± 0.3	.X±'	APPD: 王亮	A1006AWV/AWVB卷装规范	
.XX±0.25	.XX±'	CHKD: 曾令青	DWG NO.:	
--	--	DR: 蒋建银	JKUN/GCBZ-0804	
⊕	◁	UNITS: mm	SCALE 1 : 1	SHEET 1 / 1