

A

B

C

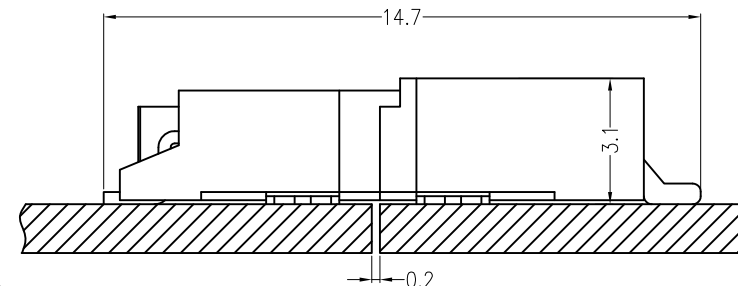
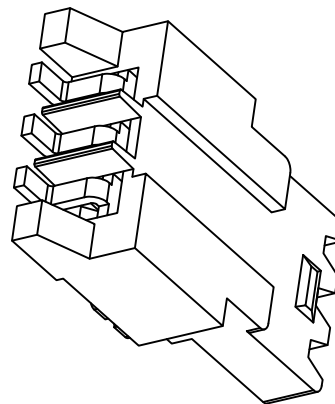
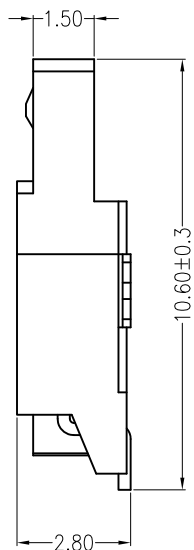
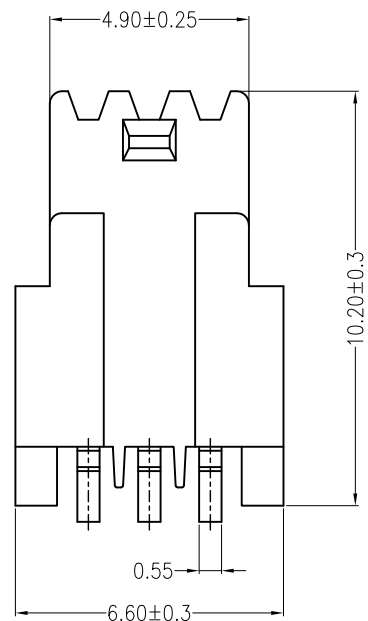
D

E

F

REV	DESCRIPTION	DESIGN	DATE
A0	Release	吴丹平	2015.07.15

1



Assembly Layout

主要技术参数 Main Specifications

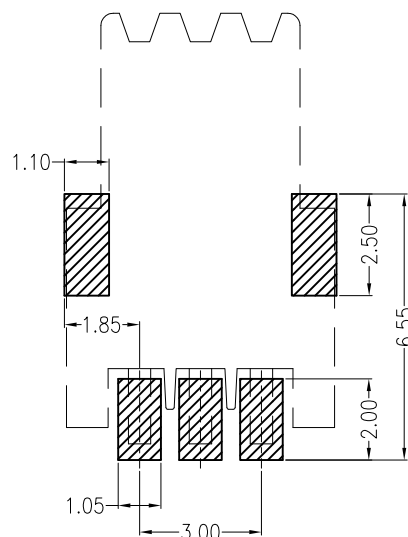
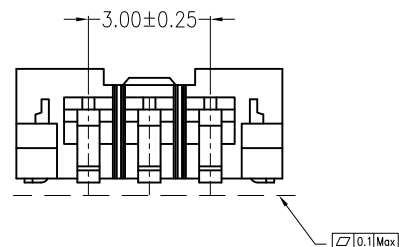
线数 (Poles): 03P
 接触电阻 (Contact resistance): $\leq 20m\Omega$
 绝缘电阻 (Insulation resistance): $\geq 1000M\Omega$
 额定电压 (Rated voltage): 150 V AC DC
 额定电流 (Rated current): 1.0A AC DC
 耐电压 (Withstand Voltage): 1000V AC/minute
 温度范围 (Temperature Range): $-25^{\circ}C \sim +105^{\circ}C$

ORDER INFORMATION:

B1504P-03-F4MB-R			
PART No.			
No. OF CIRCUITS:	03	PACKAGING:	R=REEL P=PE PLATING: B=MATTE Sn
PLASTIC MATERIAL:	LCP E6808 (BEIGE)		

3

4



Board Layout

General Tolerance: ± 0.05

5

ITEM	COMPONENT	Q'TY	MATERIAL	FINISH
C	Solder Tab	2 PCS	PhosphorBronze	MATTE Sn-plated
B	CONTACT	3 PCS	PhosphorBronze	MATTE Sn-plated
A	PEDESTAL	1 PCS	LCP E6808	UL 94V-0, COLOR:BEIGE

JKUN 温州健坤接插件有限公司
WENZHOU JKUN CONNECTOR CO., LTD.

TITLE: -
1.5mmPITCH 90°WAFER SMT TYPE

X.±0.5	X.±5'	USE: CUSTOMER	PART NO.:		
.X±0.3	.X±2'		B1504P-03-F4MB-R		
.XX±0.25	.XX±1'	APPD: 邵敬和	DWG NO.:		
--	--	CHKD: 田峰	JKUN/GCCP-0809		
⊕	∠	DR: 蒋建银	SCALE 1 : 1	SHEET 1 / 1	

A

B

C

D

E

F